



TRI-COLOR LED CEILING LIGHT

CONTEMPORARY FLUSH MOUNT



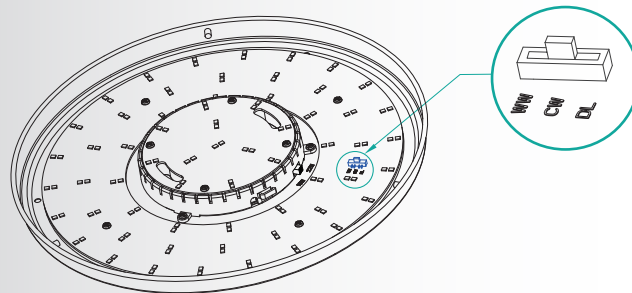
Contemporary LED Flushmount, subtle sophistication meet advance LED technology, integrated LEDs does not require a bulb. fully dimmable isolated constant current driver which compatible with most of dimmers. 3000K/4000K/5000K Tri-color pre-settable by installer.

Features

- Contemporary LED flush mount fixture.
- Tri-color 3000K / 4000K / 5000K pre-settable by installer
- Two size available for 16" and 20".
- Fully dimmable and suitable for both leading edge and trailing edge dimmers
- Isolated integrated for constant current power supply
- Dual color reflector with frosted shade is suitable for any home, living room.
- Integrated LEDs does not require a bulb

Tri-Color Configuration

Aecolux Tri-Color LED Ceiling Light is designed for ease of use for any installer to simply pre-set the color temperature during installation. The built-in switch allows for three options:WW/CW/DL (3000k, 4000k, 5000k)




Position	Color
WW	3000K
CW	4000K
DL	5000K


Caution:
There are 3 colors only

Reflector Color Options


Black / Gold



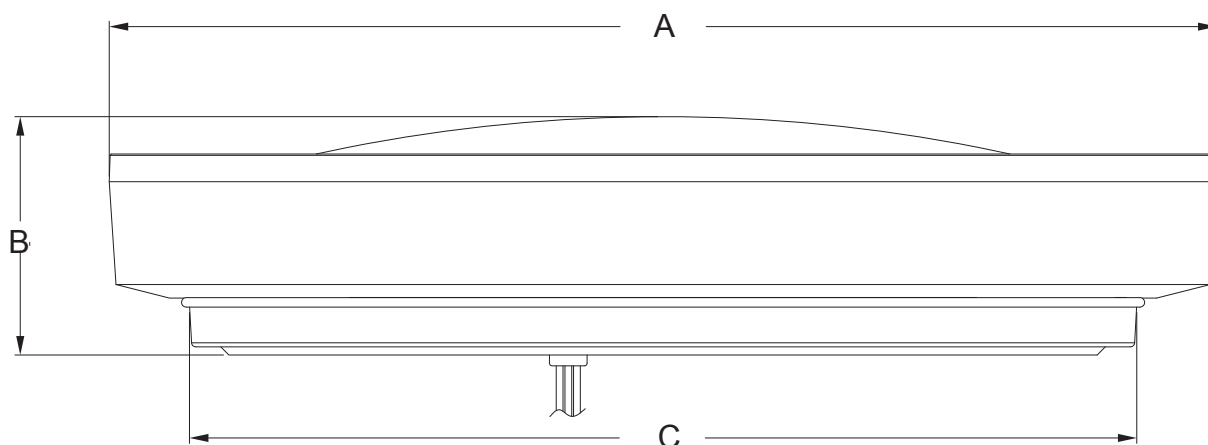
Black / White



White / Black



Dimensions



Specifications

Product	Contemporary LED Flush Mount					
Model	A17051	A17052	A17053	A17054	A17055	A17056
Reflect (inside)	Gold	White	Black	Gold	White	Black
Reflect (outside)	Black	Black	White	Black	Black	White
Luminious	2100		2000	2400		2250
Wattage	26W			30W		
Size	16"			20"		
Dimension (AxBxC)	Ø16" x 3.5" x 13.8"			Ø20" x 3.5" x 17.7"		
CCT	3000K, 4000K, 5000K Presetable					
Dimmable	Dimmable(Leading Edge or Trailing Edge)					
Voltage	AC 120V/50~60Hz					
Power Factor	0.95					
Ra	≥80					
Beam angle	120					
LED type	2835					
Location	Damp Location					
Lifetime	50,000hrs					