

SECURITY LED MOTION LIGHT

PIR SENSOR WITH CDS




Alpenglo motion security light provides 1700 Lumens of light output and adds a sense of safety and security to any property. Motion sensor detection technology allows the convenience of touchless activation. The built-in CDS (photocell) technology allows for automatic illumination in dark environments.

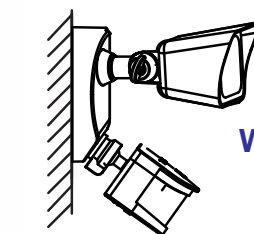
Feature

- 1700 Lumens bright LED light output
- Modern Twin square lamp head design
- 240° wide angle PIR motion activated sensor
- Dusk to dawn mode power by internal CDS(photocell)
- Adjustable sensor sensitivity up to 50 ft.
- Adjustable time limit up to 10 minutes
- Adjusting the head lamp does not require any tools
- Designed for wall or eave mount
- Ambient temperature range: -20°C(-4°F) ~ +40° C(104°F)


Setup and installation



Function configuration



Wall Mount



Eave Mount

Function Setup

Test (Triggered by motion)

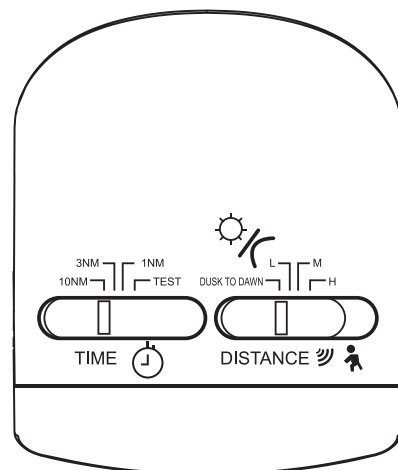
The light test mode will turn on for 5 seconds to make adjustments for distance detection. H (High), M (Medium), L (Low)

Timer (Triggered by CDS then by motion)

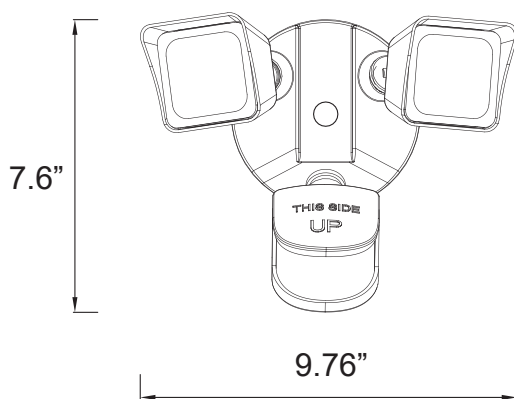
From dusk(<20Lux) to dawn(>30Lux), once motion is detected the light will be on depending on timer selected(1 MIN, 3 MIN or 10 MIN) in this mode. The sensing distance can be adjusted: H(High), M(medium) or L(low).

Dusk to dawn (Triggered by CDS)

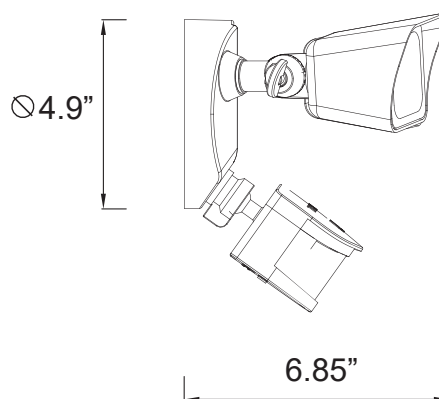
Light will stay on from dusk(<20Lux) to dawn(>30Lux).



Dimension



Front View



Side View

Specification

Product	Security LED Motion Light			
Model	A82134	A82131	A82135	A82132
Body Color	White	Black	White	Black
Color Temperature	3000K	3000K	5000K	5000K
Voltage	100 ~ 130VAC 50/60Hz			
Wattage	24W			
Luminous	1700 Lumens			
Timer Switch	TEST / 1 MIN / 3 MIN / 10 MIN			
Sensitivity Switch	Dusk to Dawn / L / M / H			
Sensing Angle	> 240°			
Dusk to Dawn	Dusk: < 20Lux / Dawn: > 30 Lux			
Dusk to Dawn Type	CDS			
Housing Material	Aluminum Die Casting			
Dimension W x H x D	9.76" x 7.6" x 6.85"			
Lifetime	3 Years			